

2019 EAGLE FIFTH WHEELS



# 2019 EAGLE FIFTH WHEELS



3 Generations of Camping!  
Camp Adler - 1991



**2**  
**YEAR**  
LIMITED  
WARRANTY



OUTSIDE KITCHEN



30.5MLOK MAIN INTERIOR

Eagle's best-selling half-ton towable fifth wheel series is now available in 2 unique interior designs: MODERN FARMHOUSE, a fresh look inspired by residential trends, features Farmhouse White wood tones, custom hardware, countertops, and flooring, with retro lighting, rustic accents, and more.

30.5MLOK MAIN INTERIOR



EAGLE HT BEDROOM





30.5MLOK MAIN INTERIOR



Beautiful hand-glazed brown maple  
woodwork enhances Eagle's other new  
interior design, *American Tradition*,  
shown here on an industry exclusive  
mid-living room with standard outside kitchen  
floor plan (shown with optional 13 cu. ft.  
refrigerator, theater seating, and exterior TV).

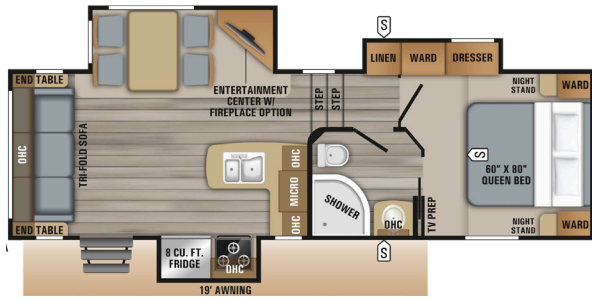


30.5MLOK KITCHEN

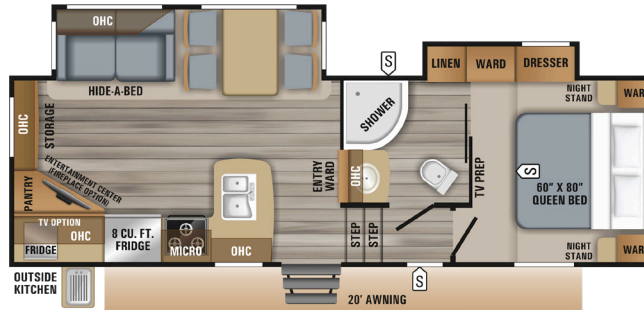


30.5MLOK MAIN INTERIOR

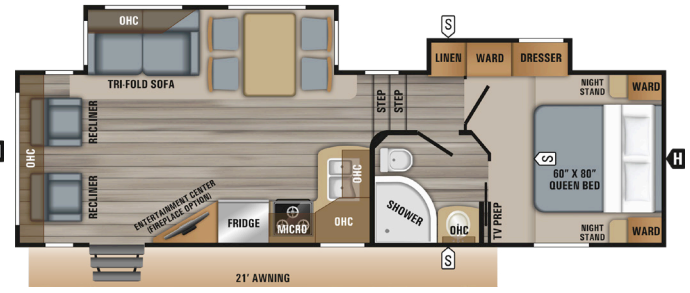
# EAGLE HT FIFTH WHEEL FLOORPLANS



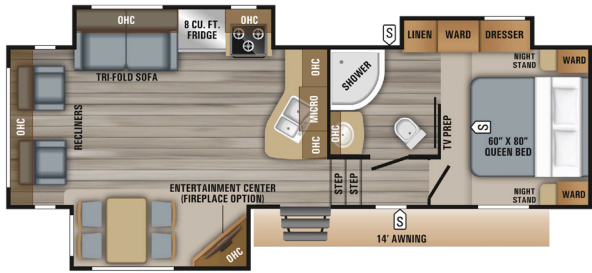
**24.5CKTS OPTIONS: B, E**



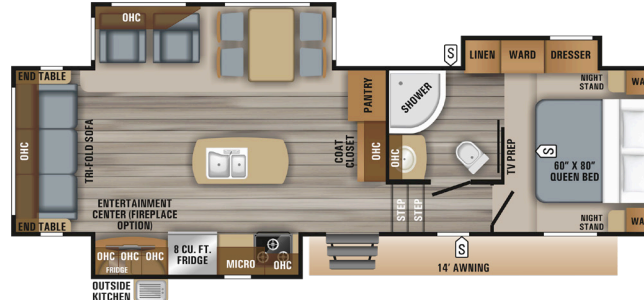
**25.5REOK OPTIONS: A, B**



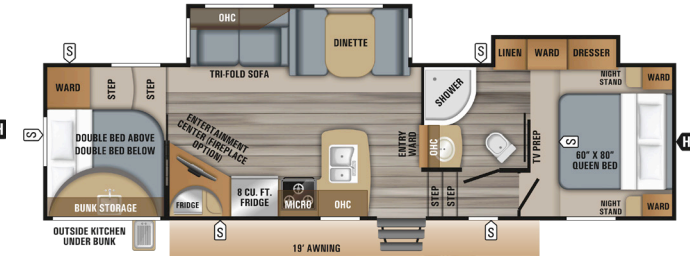
**26.5RLDS OPTIONS: A, B**



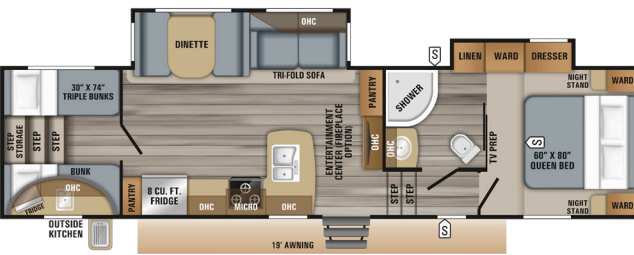
**27.5RLTS OPTIONS: B, E**



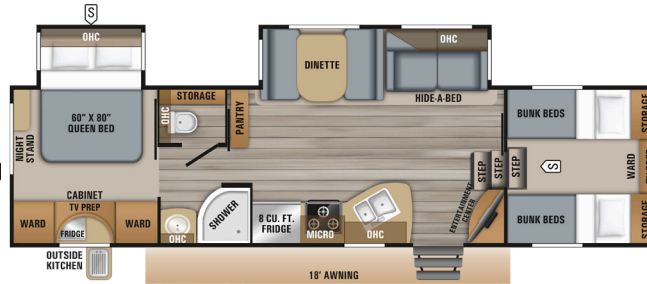
**28.5RSTS OPTIONS: A, B**



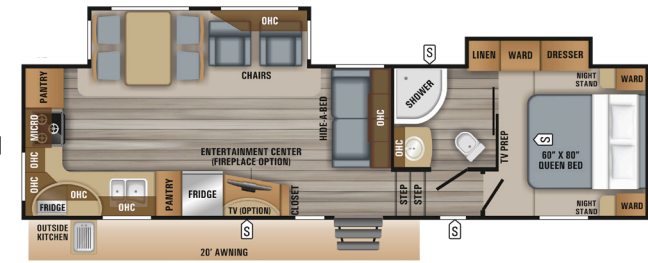
**29.5BHDS OPTIONS: B, C, D**



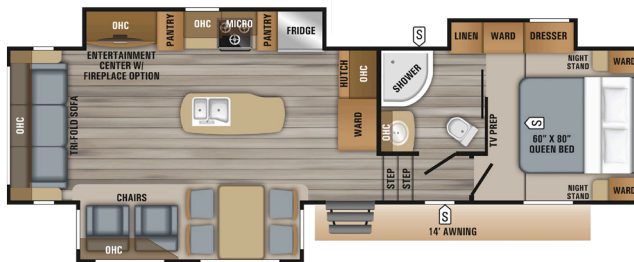
**29.5BHOK OPTIONS: C, D, F**



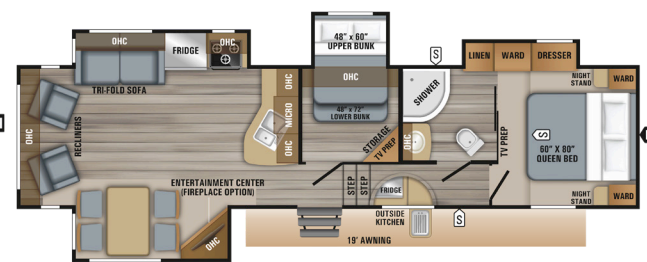
**29.5FBDS OPTIONS: B, C, D**



**30.5MLOK OPTION: B**



**30.5CKTS OPTIONS: A, B, F**



**30.5MBOK OPTIONS: A, B, E, F**

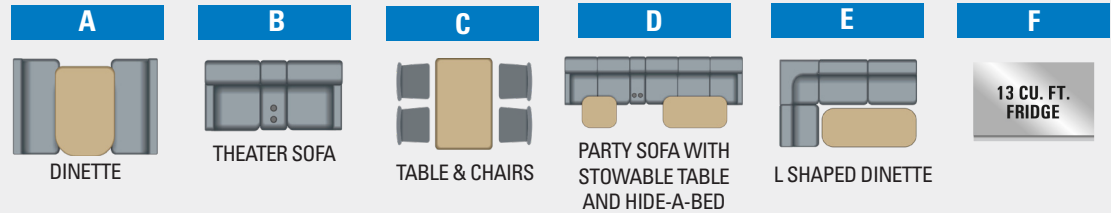


STANDARD INTEGRATED REAR 2 INCH RECEIVER HITCH WITH 300 POUND TONGUE CAPACITY.  
3,000 LB. TOWING CAPACITY (EAGLE HT ONLY)

## LEGEND

|   |                  |        |                   |
|---|------------------|--------|-------------------|
|  | STORAGE          | MICRO  | MICROWAVE         |
|  | TRAILER HITCH    | OHC    | OVERHEAD CABINETS |
| LAV   | BATHROOM SINK    | FRIDGE | REFRIGERATOR      |
| MED   | MEDICINE CABINET | WARD   | WARDROBE          |

## OPTIONS



## EAGLE HT FIFTH WHEEL SPECS

| FLOORPLAN       | TOTAL EXTERIOR LENGTH | EXTERIOR TRAVEL LENGTH* | EXTERIOR WIDTH | EXTERIOR HEIGHT (WITH A/C) | EXTERIOR HEIGHT (WITH OPT. BEDROOM A/C) | INTERIOR HEIGHT (UPPER DECK) | UNLOADED VEHICLE WEIGHT | DRY HITCH WEIGHT | GROSS VEHICLE WEIGHT RATING | CARGO CARRYING CAPACITY | FRESH WATER CAPACITY (INCLUDES WATER HEATER) | GREY WASTE WATER CAPACITY** | BLACK WASTE WATER CAPACITY | SLEEP CAPACITY |
|-----------------|-----------------------|-------------------------|----------------|----------------------------|---|------------------------------|-------------------------|------------------|-----------------------------|-------------------------|--|-----------------------------|----------------------------|----------------|
| <b>24.5KTS</b>  | 29' 5"                | 28' 6"                  | 8' 0"          | 12' 0"                     | 12' 8"                                  | 6' 2"                        | 7,460                   | 1,340            | 9,950                       | 2,490                   | 49   | 65**                        | 32.5                       | 4 - 6          |
| <b>25.5REOK</b> | 29' 1"                | 28' 2"                  | 8' 0"          | 12' 8"                     | 12' 9"                                  | 6' 2"                        | 7,700                   | 1,375            | 9,995                       | 2,295                   | 49   | 65**                        | 32.5                       | 4 - 6          |
| <b>26.5RLDS</b> | 31' 6"                | 30' 5"                  | 8' 0"          | 12' 8"                     | 12' 8"                                  | 6' 2"                        | 7,595                   | 1,530            | 9,995                       | 2,400                   | 49   | 65**                        | 32.5                       | 4 - 6          |
| <b>27.5RLTS</b> | 31' 0"                | 30' 3"                  | 8' 0"          | 12' 1"                     | 12' 9"                                  | 6' 2"                        | 7,970                   | 1,560            | 9,995                       | 2,025                   | 49   | 65**                        | 32.5                       | 4 - 6          |
| <b>28.5RSTS</b> | 33' 0"                | 32' 2"                  | 8' 0"          | 12' 1"                     | 12' 8"                                  | 6' 2"                        | 8,620                   | 1,395            | 10,995                      | 2,375                   | 49   | 65**                        | 32.5                       | 4 - 6          |
| <b>29.5BHDS</b> | 34' 9"                | 34' 0"                  | 8' 0"          | 12' 8"                     | 12' 8"                                  | 6' 2"                        | 8,825                   | 1,715            | 10,995                      | 2,170                   | 49   | 73.5**                      | 32.5                       | 8 - 10         |
| <b>29.5BHOK</b> | 35' 6"                | 34' 9"                  | 8' 0"          | 12' 0"                     | 12' 8"                                  | 6' 2"                        | 8,760                   | 1,708            | 11,000                      | 2,240                   | 49   | 73.5**                      | 32.5                       | 8 - 10         |
| <b>29.5FBDS</b> | 34' 5"                | 33' 8"                  | 8' 0"          | 12' 9"                     | 12' 9"                                  | 6' 2"                        | 8,640                   | 1,595            | 10,500                      | 1,860                   | 49   | 65**                        | 32.5                       | 8 - 10         |
| <b>30.5CKTS</b> | 34' 3"                | 33' 4"                  | 8' 0"          | 12' 2"                     | 12' 8"                                  | 6' 2"                        | 8,700                   | 1,540            | 11,000                      | 2,300                   | 49   | 65**                        | 32.5                       | 4 - 6          |
| <b>30.5MBOK</b> | 36' 7"                | 35' 11"                 | 8' 0"          | 12' 5"                     | 13' 2"                                  | 6' 2"                        | 10,110                  | 1,840            | 11,950                      | 1,840                   | 81   | 65**                        | 32.5                       | 6 - 8          |
| <b>30.5MLOK</b> | 34' 5"                | 33' 9"                  | 8' 0"          | 12' 8"                     | 12' 8"                                  | 6' 2"                        | 8,550                   | 1,519            | 11,000                      | 2,450                   | 49   | 65**                        | 32.5                       | 4 - 6          |

\* Distance from the pinbox to the bumper; total exterior length may be longer.

\*\* Split tank

It is important for your safety and enjoyment that your tow vehicle be adequately sized and equipped to tow and handle the GVWR of the RV you select. Review weights and rating of your tow vehicle and consult a competent advisor for questions or advice. Whether you are new to RVing or a veteran, get a feel for the performance of your tow vehicle before heading out on the roadways. When you tow an RV, you must drive differently than when you drive a single vehicle. Practice hooking up, driving, backing up and braking in a safe environment or seek out professional instruction. Jayco affixes a weight label to each RV which lists weight information for that vehicle. See specifications chart above.

**Unloaded Vehicle Weight (UVW):** Sometimes referred to as "Dry Weight," UVW means the typical weight of this trailer as built at the factory; The UVW, as used in product literature and other promotional materials, does not include cargo, fresh water, propane, options or dealer-installed accessories.

**Gross Vehicle Weight Rating (GVWR):** GVWR means the maximum permissible weight of the trailer, including the UVW plus personal items, all cargo, fluids, options and dealer-installed accessories. The GVWR is equal to or greater than the sum of the UVW and the CCC.

**Cargo Carrying Capacity (CCC):** CCC means the maximum weight of personal items, food, fresh water, propane, tools, other cargo and dealer-installed accessories that can be carried by the trailer. CCC is equal to or less than GVWR minus UVW. The addition of options will decrease the CCC.

**Hitch Weight (HW):** The hitch weight, as used in product literature and other promotional materials, does not include cargo, fresh water, propane gas, options or dealer-installed accessories. The addition of these types of items will either add to or subtract from the stated hitch weight.



OUTSIDE KITCHEN



355MBQS MAIN INTERIOR

Eagle's popular mid-bunk floor plan, featuring MODERN FARMHOUSE décor, mixes contemporary kitchen styling with highly usable, custom furniture for a warm and welcoming home away from home (optional 13 cu. ft. refrigerator and theater seating shown).



355MBQS MAIN INTERIOR



EAGLE BEDROOM



355MBQS MAIN INTERIOR

355MBQS KITCHEN

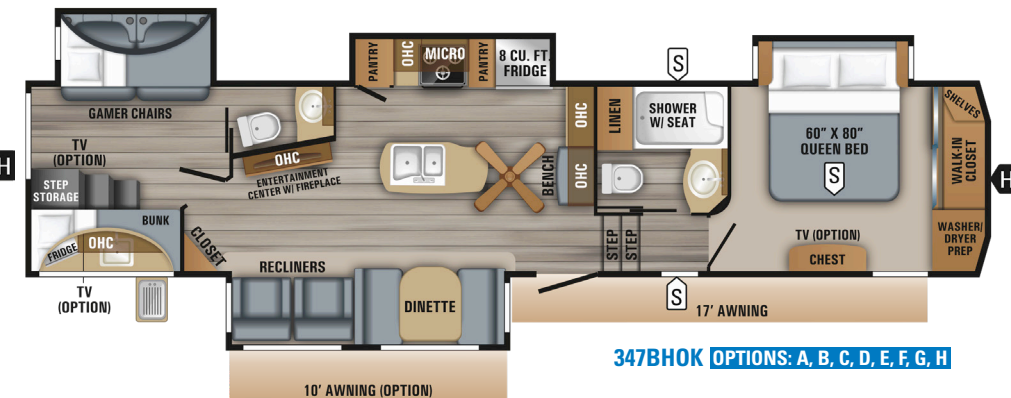
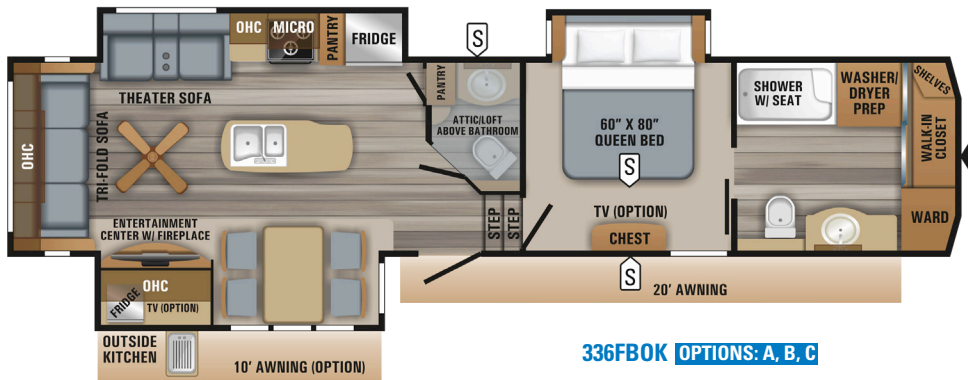
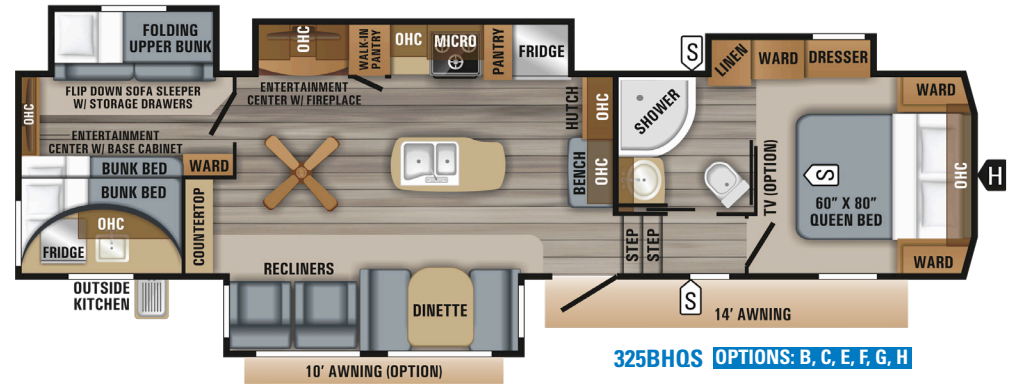
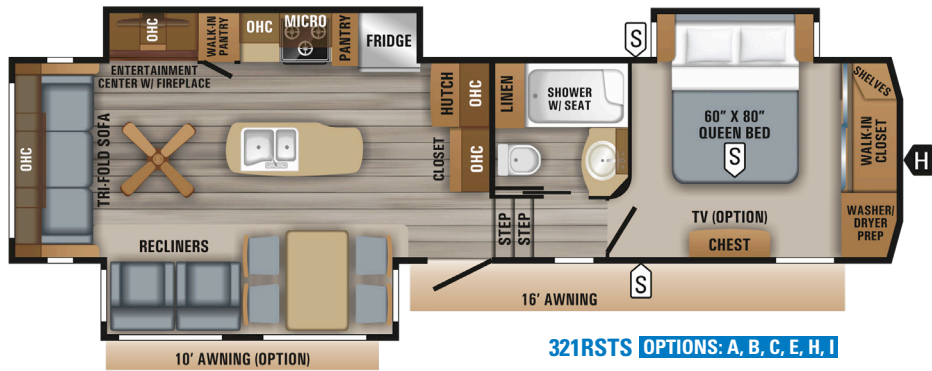
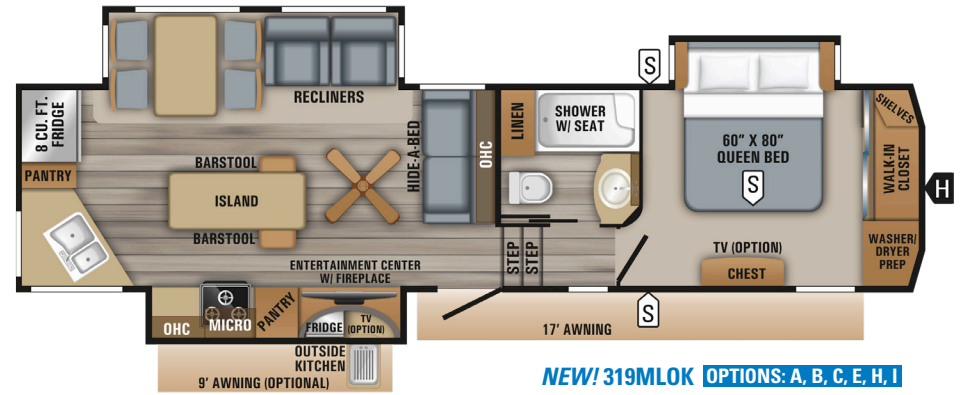
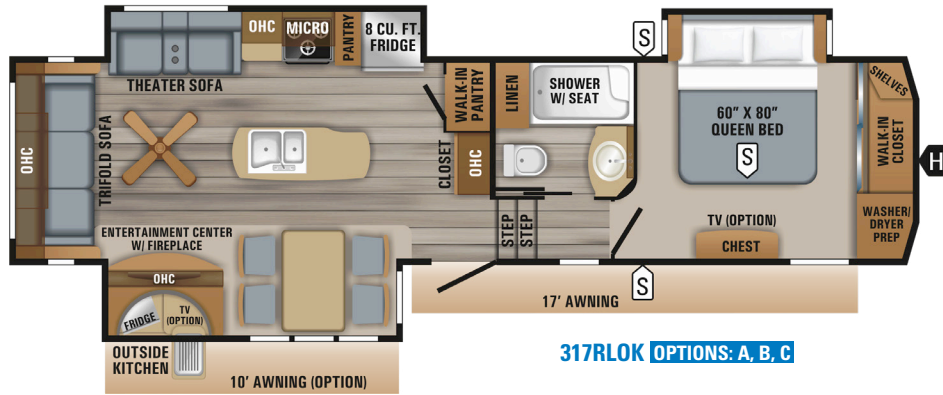


355MBQS MAIN INTERIOR

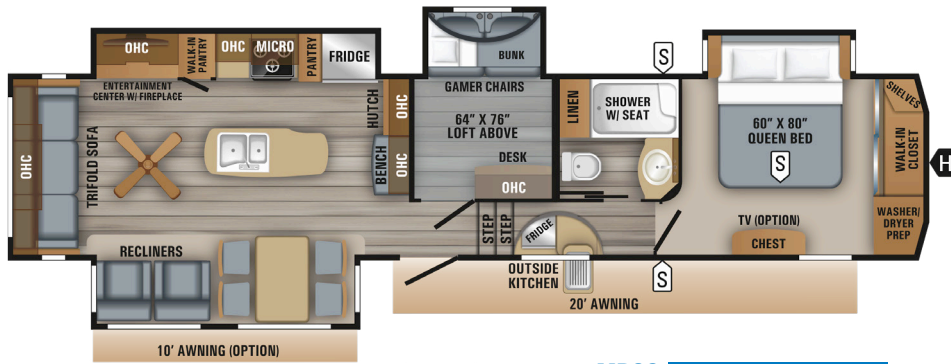


Raised-panel cabinetry, custom hardwood maple ribbon trim, and contrasting chocolate accents highlight the *Americian Tradition* décor. Huge pantry space and a large island kitchen provide great versatility while housing extra guests (shown with optional tri-fold sofa in the bunk room).

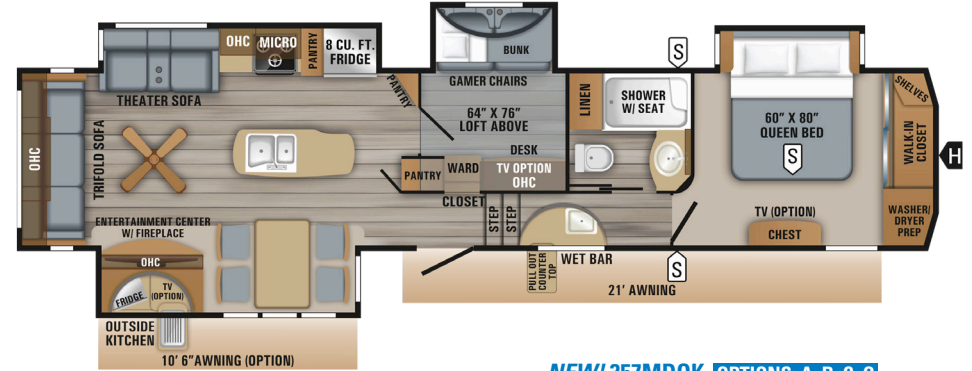
# EAGLE FIFTH WHEEL FLOORPLANS







**355MBQS** OPTIONS: A, B, C, E, G, H, I



**NEW! 357MDOK** OPTIONS: A, B, C, G

**LEGEND**

- STORAGE
- TRAILER HITCH
- LAV BATHROOM SINK
- MED MEDICINE CABINET
- MICRO MICROWAVE
- OHC OVERHEAD CABINETS
- FRIDGE REFRIGERATOR
- WARD WARDROBE

**OPTIONS**

| A        | B                        | C                             | D          | E            | F              | G                           | H   | I       |
|----------|--------------------------|-------------------------------|------------|--------------|----------------|-----------------------------|---|---------|
|          |                          |                               |            |              |                |                             |   |         |
| KING BED | 13 CU. FT. FRIDGE OPTION | 21 CU. FT. RES. FRIDGE OPTION | HIDE-A-BED | THEATER SOFA | TABLE & CHAIRS | UPPER BUNK W/ TRI-FOLD SOFA | PARTY SOFA WITH STOWABLE TABLE AND HIDE-A-BED | DINETTE |

**EAGLE FIFTH WHEEL SPECS**

| FLOORPLAN      | TOTAL EXTERIOR LENGTH | EXTERIOR TRAVEL LENGTH* | EXTERIOR WIDTH | EXTERIOR HEIGHT (WITH A/C) | EXTERIOR HEIGHT (WITH OPT. BEDROOM A/C) | INTERIOR HEIGHT (UPPER DECK) | UNLOADED VEHICLE WEIGHT | DRY HITCH WEIGHT | GROSS VEHICLE WEIGHT RATING | CARGO CARRYING CAPACITY | FRESH WATER CAPACITY (INCLUDES WATER HEATER) | GREY WASTE WATER CAPACITY** | BLACK WASTE WATER CAPACITY | SLEEP CAPACITY |
|----------------|-----------------------|-------------------------|----------------|----------------------------|---|------------------------------|-------------------------|------------------|-----------------------------|-------------------------|--|-----------------------------|----------------------------|----------------|
| <b>317RLOK</b> | 36' 11"               | 36' 1"                  | 8' 0"          | 13' 0"                     | 13' 6"                                  | 6' 6"                        | 10,680                  | 1,983            | 12,995                      | 2,315                   | 81   | 87**                        | 50                         | 4              |
| <b>319MLOK</b> | TBD                   | TBD                     | 8' 0"          | TBD                        | TBD                                     | 6' 6"                        | TBD                     | TBD              | TBD                         | TBD                     | 81   | 87**                        | 50                         | 4 - 6          |
| <b>321RSTS</b> | 37' 0"                | 36' 2"                  | 8' 0"          | 13' 0"                     | 13' 6"                                  | 6' 6"                        | 10,605                  | 2,065            | 12,700                      | 2,095                   | 81   | 87**                        | 50                         | 4 - 6          |
| <b>325BHQS</b> | 38' 8"                | 37' 10"                 | 8' 0"          | 13' 4"                     | 13' 6"                                  | 6' 6"                        | 11,435                  | 2,265            | 13,750                      | 2,315                   | 81   | 93.5**                      | 50                         | 8 - 10         |
| <b>336FBOK</b> | 40' 1"                | 39' 3"                  | 8' 0"          | 13' 4"                     | 13' 6"                                  | 6' 6"                        | 11,290                  | 2,128            | 13,750                      | 2,460                   | 81   | 87**                        | 87**                       | 4 - 5          |
| <b>347BHOK</b> | 41' 7"                | 40' 9"                  | 8' 0"          | 13' 4"                     | 13' 6"                                  | 6' 6"                        | 12,300                  | 2,402            | 14,850                      | 2,550                   | 81   | 95.5**                      | 87**                       | 8 - 10         |
| <b>355MBQS</b> | 42' 6"                | 41' 8"                  | 8' 0"          | 12' 10"                    | 13' 6"                                  | 6' 6"                        | 12,155                  | 2,505            | 14,995                      | 2,840                   | 81   | 87**                        | 50                         | 8 - 11         |
| <b>357MDOK</b> | TBD                   | TBD                     | 8' 0"          | TBD                        | TBD                                     | 6' 6"                        | TBD                     | TBD              | TBD                         | TBD                     | 81   | TBD                         | 50                         | 8 - 9          |

\* Distance from the pinbox to the bumper; total exterior length may be longer.  
 \*\* split tank

It is important for your safety and enjoyment that your tow vehicle be adequately sized and equipped to tow and handle the GVWR of the RV you select. Review weights and rating of your tow vehicle and consult a competent advisor for questions or advice. Whether you are new to RVing or a veteran, get a feel for the performance of your tow vehicle before heading out on the roadways. When you tow an RV, you must drive differently than when you drive a single vehicle. Practice hooking up, driving, backing up and braking in a safe environment or seek out professional instruction. Jayco affixes a weight label to each RV which lists weight information for that vehicle. See specifications chart above.

**Unloaded Vehicle Weight (UVW):** Sometimes referred to as "Dry Weight," UVW means the typical weight of this trailer as built at the factory; The UVW, as used in product literature and other promotional materials, does not include cargo, fresh water, propane, options or dealer-installed accessories.

**Gross Vehicle Weight Rating (GVWR):** GVWR means the maximum permissible weight of the trailer, including the UVW plus personal items, all cargo, fluids, options and dealer-installed accessories. The GVWR is equal to or greater than the sum of the UVW and the CCC.

**Cargo Carrying Capacity (CCC):** CCC means the maximum weight of personal items, food, fresh water, propane, tools, other cargo and dealer-installed accessories that can be carried by the trailer. CCC is equal to or less than GVWR minus UVW. The addition of options will decrease the CCC.

**Hitch Weight (HW):** The hitch weight, as used in product literature and other promotional materials, does not include cargo, fresh water, propane gas, options or dealer-installed accessories. The addition of these types of items will either add to or subtract from the stated hitch weight.

# STANDARDS & OPTIONS

Eagle HT  
Eagle

| Customer Value Package (Mandatory)  | Eagle HT | Eagle |
|---|----------|-------|
| Goodyear® Endurance® Tires (Made in U.S.A.! Load Range 'E')                           | CVP      | CVP   |
| Dexter® Axles with Nev-R-Adjust® brakes and E-Z Lube® hubs                            | CVP      | CVP   |
| MORryde® CRE-3000™ rubberized suspension  | CVP      | CVP   |
| 15,000 BTU "Whisper Quiet" A/C  | CVP      | CVP   |
| Quick recovery gas/electric DSI water heater (17.8 gallon per hour)                   | CVP      | CVP   |
| Residential Queen (60 inch x 80 inch) Simmons® mattress with under-bed storage        | CVP      | CVP   |
| Electric patio awning with integrated LED lights                                      | CVP      | CVP   |
| Custom machined aluminum rims   | CVP      | CVP   |
| Rear 2 inch receiver  | CVP      | CVP   |
| LED HDTV with fully digital HDMI output   | 40"      | 50"   |
| 12V AM/FM/CD/DVD/USB A/V system with Bluetooth® and HDMI®                             | CVP      | CVP   |
| Stainless steel range with glass cover  | CVP      | CVP   |
| Stainless steel microwave with exhaust fan  | CVP      | CVP   |
| Hidden hinges   | CVP      | CVP   |
| *Rain-proof EZ Breeze™ 350CFM bathroom power vent (patent pending, a class exclusive) | CVP      | CVP   |
| Rooftop and ground solar prep by Go Power® (an industry first!)                       | CVP      | CVP   |
| Upgraded friction hinge entrance door with XL grab handle                             | CVP      | CVP   |
| Wireless remote control system  | CVP      | CVP   |
| Keyed Alike™ lock system  | CVP      | CVP   |
| Backup camera prep (rear observation)   | CVP      | CVP   |
| Bluetooth speaker prep  | CVP      | CVP   |

| Luxury Package (Mandatory)   | Eagle HT         | Eagle   |
|--|------------------|---------|
| Soft close residential kitchen drawers                                   | N/A              | LUX PKG |
| Integrated sound bar   | N/A              | LUX PKG |
| Washer/Dryer prep (N/A 325BHQS)  | N/A              | LUX PKG |
| LG® solid-surface kitchen countertop with bamboo sink cover and strainer | OPT              | LUX PKG |
| 50 amp service with dual A/C ducts and second A/C prep                   | OPT              | LUX PKG |
| Frameless windows  | OPT              | LUX PKG |
| LED fireplace with 5,000 BTU electric space heater                       | OPT (SELECT MOD) | LUX PKG |

| Standard Exterior Equipment   | Eagle HT | Eagle |
|---|----------|-------|
| 4-Star Handling Package:<br>• Dexter Axles with Nev-R-Adjust brakes and E-Z Lube hubs<br>• Wet bolt fasteners and bronze bushings<br>• Upgraded MORryde suspension<br>• Upgraded Goodyear tires   | •        | •     |
| HELIX Cooling System™ (industry exclusive):<br>• Exterior-mounted 15,000 BTU "Whisper Quiet" A/C unit<br>• Jayco exclusive insulated duct design<br>• Directional and closeable A/C vents<br>• Larger return air vents with user accessible filters   | •        | •     |
| Climate Shield™ zero-degree-tested weather protection:<br>• Fully enclosed and heated underbelly (ducted)<br>• High BTU output furnace<br>• Double layer fiberglass batt insulation in ceiling and floor<br>• Double sided radiant barrier insulation (roof, floor, cap, and slide room floors)<br>• PEX plumbing | •        | •     |
| I-class cambered, structural steel I-beam frame   | •        | •     |

Eagle HT  
Eagle

|  |       |       |
|--|-------|-------|
| StrongholdVBL™ aluminum framed and vacuum bond laminated gel-coated fiberglass exterior walls (including rear wall and slide room end walls) | •     | •     |
| Magnum Truss™ Roof System (strongest tested roof in the industry) with one piece, seamless DiFlex II material                                | •     | •     |
| JaySMART™ (Safety Markers And Reverse Travel) LED Lighting (patent-pending)  | •     | •     |
| High gloss, fiberglass front cap with built-in specialty LED lighting  | •     | •     |
| LED exterior lighting package  | •     | •     |
| Custom automotive-grade vinyl exterior graphics package  | •     | •     |
| Power service with detachable Powersmart™ LED shore power cord   | 30AMP | 50AMP |
| Dual 30 lb. propane bottles with auto regulator  | •     | •     |
| Sturdy, anti-slip aluminum entrance steps (Made in U.S.A.!) with blue LED light  | •     | •     |
| Pass-through storage with Slam-latch™ baggage doors  | •     | •     |
| Digital TV antenna   | •     | •     |
| Exterior marine-grade speakers   | •     | •     |
| Fully enclosed, LED lit universal docking center with quick connect outside shower, city water connection, and black tank flush              | •     | •     |
| Independent satellite and whole coach cable hookups  | •     | •     |
| Battery disconnect   | •     | •     |
| Water heater bypass  | •     | •     |
| Under-mounted spare tire   | •     | •     |
| LP quick connect (outside grill prep)  | •     | •     |
| Roof ladder  | •     | •     |
| *Industry's BEST" outside kitchen (select models)  | •     | •     |
| Front electric landing gear  | •     | •     |
| Front electric tongue jack   | N/A   | N/A   |
| Front electric stabilizer jacks  | N/A   | N/A   |
| Rear electric stabilizer jacks   | OPT   |       |

| Standard Interior Equipment   | Eagle HT | Eagle |
|---|----------|-------|
| Solid hardwood slide fascia   | •        | •     |
| Handcrafted and glazed doors, drawers and trim                          | •        | •     |
| Heavy-duty, 75 lb., full extension, steel ball-bearing drawer guides    | •        | •     |
| 5/8 inch tongue and groove joined plywood floor decking                 | •        | •     |
| Shaw® residential carpeting with R2X® stain guard                       | •        | •     |
| Shaw residential carpet pad with R-value and sound dampening            | •        | •     |
| IVC® Trekk™ "Wood Plank" vinyl flooring (standard minimal carpeting)    | •        | •     |
| LED interior lighting throughout  | •        | •     |
| LED dimmer switches in main room and dining area                        | •        | •     |
| Central command center with built-in tank monitoring                    | •        | •     |
| Tri-fold hide-a-bed sofa with residential sleep surface (select models) | •        | •     |
| Swivel glider recliners (select models)                                 | •        | •     |
| Stainless steel kitchen sink  | •        | •     |
| Brushed nickel kitchen faucet with pullout sprayer                      | •        | •     |
| 8 cu. ft. gas/electric refrigerator with freezer                        | •        | •     |
| Dual USB charging ports (kitchen and bedroom)                           | •        | •     |
| 12V charging station  | •        | •     |
| Extra 110V power outlets in kitchen and slide rooms                     | •        | •     |

Eagle HT  
Eagle

|   |     |   |
|---|-----|---|
| Bathroom skylight   | •   | • |
| LED backlit medicine cabinet with custom framed mirror (industry exclusive) | •   | • |
| Bathroom stone and glass tile backsplash                                    | •   | • |
| Blue LED nightlights (bathrooms and bunkrooms)                              | •   | • |
| Porcelain foot flush toilet   | •   | • |
| 360 Siphon™ roof vent   | •   | • |
| Residential quilted bedspread and pillows                                   | •   | • |
| Smart LED Reading Lights (with blue nightlight mode)                        | •   | • |
| CPAP prepped bedroom  | •   | • |
| Carbon monoxide and LP detector   | •   | • |
| Hardwood safety handrail on steps   | •   | • |
| 110V ceiling fan (FW only)  | N/A | • |

| Options  | Eagle HT | Eagle   |
|--|----------|---------|
| Canadian Standards   | OPT      | OPT     |
| Custom contemporary or traditional interior design (Industry First!)             | OPT      | OPT     |
| 16" Goodyear Endurance Tire Upgrade  | OPT      | STD     |
| Freestanding Rustic Table with with Leaf, Storage, and 2 Folding Chairs          | OPT      | OPT     |
| Booth Dinette (select models)  | OPT      | OPT     |
| 50 amp service with dual A/C ducting and 2nd A/C prep                            | OPT      | LUX PKG |
| 2nd 15,000 A/C Ducted in Bedroom (requires 50 amp service)                       | OPT      | OPT     |
| LED fireplace, 5,000 BTU electric heater (requires 50 amp service, N/A 29.5FBDS) | OPT      | LUX PKG |
| Wall hugger theater seating (select models, STD on 322RLOK, 317RLOK, 336FBOK)    | OPT      | OPT     |
| 2nd Tri-fold Hide-A-Bed Sofa (select models)                                     | OPT      | OPT     |
| LG HI-MACS® solid-surface kitchen countertops                                    | OPT      | LUX PKG |
| Rear electric stabilizer jacks   | OPT      | STD     |
| Electric auto-leveling system (in place of rear electric jacks)                  | OPT      | OPT     |
| King-sized SIMMONS® BeautyRest® mattress (N/A 325BHQS)                           | N/A      | OPT     |
| 13 cu. ft. Gas/Electric Refrigerator (select models)                             | OPT      | OPT     |
| 23 cu. ft. Residential Refrigerator + 1200W pure sine wave inverter              | N/A      | OPT     |
| 2nd Power Awning   | N/A      | OPT     |
| MORryde "RPB" Rubber Pin Box   | N/A      | OPT     |
| MORryde Orbital™ 90° Rubber Pin Box  | OPT      | N/A     |
| 32 inch LED TV in Master Bedroom   | N/A      | OPT     |
| 32 inch LED TV in Bunk House (select models)                                     | N/A      | OPT     |
| 32 inch LED TV in Outside Kitchen (select models)                                | OPT      | OPT     |
| Rolling island pantry (322RLOK, 338RETS)   | N/A      | N/A     |
| Wireless Backup/Review Camera kit  | OPT      | OPT     |
| Sani-con® Turbo waste management system  | OPT      | OPT     |
| Dry Camping Package (gen prep and extra propane capacity, select models)         | OPT      | OPT     |
| Frameless windows  | OPT      | LUX PKG |
| Frameless Dual Pane Tinted Safety Glass Windows                                  | OPT      | OPT     |

|                                     |                            |                       |
|-------------------------------------|----------------------------|-----------------------|
| <b>CVP</b> - Customer Value Package | <b>N/A</b> - Not Available | <b>STD</b> - Standard |
| <b>OPT</b> - Optional               | • - Standard               |                       |
| <b>LUX PKG</b> - Luxury Package     |                            |                       |



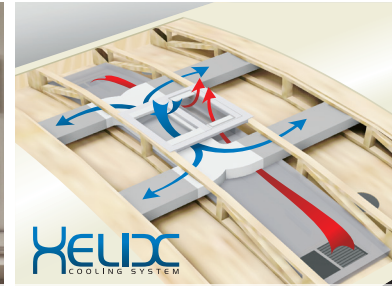
KEYED-ALIKE LOCK SYSTEM



HARDWOOD SLIDE ROOM FASCIA



INDUSTRY EXCLUSIVE LED BACKLIT MIRROR



HELIX WHISPER QUIET COOLING SYSTEM WITH JAYCO-EXCLUSIVE DUCT DESIGN



LG SOLID-SURFACE KITCHEN COUNTERTOP WITH BAMBOO SINK COVER AND STRAINER



MORRYDE CRE3000 RUBBERIZED SUSPENSION



RESIDENTIAL SIMMONS MATTRESS



360 SIPHON ROOF VENT



SHAW RESIDENTIAL CARPETING WITH R2X STAIN GUARD, R-VALUE AND SOUND DAMPENING



POTS AND PANS DRAWER WITH 75 LB. CAPACITY



12V 3-ZONE FURRIION® AV SYSTEM WITH HDMI AND BLUETOOTH



INTEGRATED REAR 2-INCH RECEIVER HITCH



OPTIONAL AUTO-LEVELING UPGRADE FEATURES WI-FI REMOTE CONTROL VIA APP

**GET OFF GRID!**

- Large Holding Tank Capacities
- Extra-Large Battery Area
- Solar Prep to Rooftop and Ground
- Generator Prep (Option)
- Extra LP Capacity (Option)

OPTIONAL DRY CAMPING PACKAGE WITH GEN PREP



GO POWER! GROUND AND ROOFTOP SOLAR PREP



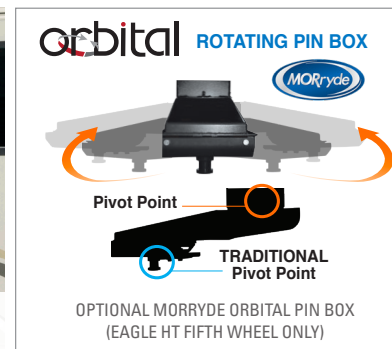
OPTIONAL FURRIION BACKUP CAMERA SYSTEM



OPTIONAL SANI-CON TURBO WASTE MANAGEMENT SYSTEM



FRAMELESS WINDOWS (OPTIONAL ON HT)



OPTIONAL MORRYDE ORBITAL PIN BOX (EAGLE HT FIFTH WHEEL ONLY)



OPTIONAL MORRYDE "RPB" RUBBER PIN BOX (EAGLE FIFTH WHEEL ONLY)

# 1 4 STAR HANDLING PACKAGE

- ★ **DEXTER AXLES WITH NEV-R-ADJUST BRAKES**  
The Benchmark of the trailer industry!
- ★ **DEXTER WET BOLT FASTENERS AND BRONZE BUSHINGS**  
Resists the wear-and-tear of towing.
- ★ **MORRYDE RUBBERIZED SUSPENSION SYSTEM**  
Better absorbs and isolates road shock.
- ★ **GOODYEAR ENDURANCE TIRES**  
Made in the U.S.A. and featuring the patented Durawall® technology.

\* Upgrade to our 5-star handling package by adding an optional MORryde pin box



- 2 **STRONGHOLD VBL™** Eagle flaunts the industry's strongest vacuum-bonded lamination. We laminate each sidewall, rear wall, slide room wall, and slide room end walls for 16 minutes at 144 tons of pressure, then use aluminum strips to conceal unsightly vertical lines.
- 3 **HELIX Whisper Quiet Cooling System:** standard 15,000 BTU AC with specialty ducts dramatically reduces noise while increasing efficiency
- 4 **PIN BOX OPTIONS:** MORryde RPB or Orbital specialty pin box upgrades available
- 5 **BETTER BUILDING MATERIALS:** Tongue and groove joined plywood is used to deck both the roof and the floor
- 6 **JaySMART™ LIGHTING:** Jayco's exclusive, patent-pending S.M.A.R.T. (Safety Markers And Reverse Travel) lighting increases safety and visibility

# 7 MAGNUM ROOF SYSTEM BY JAYCO

JAYCO'S ROOF **VS** OTHER ROOFS  
**4,500 POUNDS**  
 ON A JAYCO ROOF VS. OTHER ROOFS

**50% Stronger!**



# 8 CLIMATESHIELD

**Extend your camping season with the Jayco Climate Shield.**  
 It protects against extreme heat and extreme freezing—even in temperatures as high as 100 degrees or as low as zero degrees (Fahrenheit).\*

| LIVING ROOM | KITCHEN    | BATHROOM   | HOLDING TANK | BEDROOM    |
|-------------|------------|------------|--------------|------------|
| 0°F 70°F    | 0°F 69°F   | 0°F 71°F   | 0°F 60°F     | 0°F 71°F   |
| 100°F 69°F  | 100°F 70°F | 100°F 68°F | 100°F 72°F   | 100°F 71°F |

\*Jayco tested fifth wheels in zero degrees F and 100 degrees F weather over an extended period of time in a controlled environment, and all functions of the coach were fully operational. Testing was done in a completely controlled environment; therefore, temperatures during testing may not represent actual temperatures in nature and cannot account for elements such as wind or moisture. In actual use, unit may not perform as well. Supplier of cooling components does not guarantee anything better than 20 degrees difference from ambient temperature. In addition, outside components are subject to freezing and require steps to properly insulate. Jayco's limited warranty does not cover damage caused by freezing. To learn more about Climate Shield and testing done by Jayco, visit [www.jayco.com](http://www.jayco.com).



Meet your Jayco Dealer \_\_\_\_\_

Travel with Confidence \_\_\_\_\_

Follow Jayco  
#Jayco50



Jayco, Inc. | P.O. Box 460 | Middlebury, IN 46540 **RVIA** See dealer for further information and prices. All information in this brochure and on [www.jayco.com](http://www.jayco.com) is the latest available at the time of publication approval. Jayco reserves the right to make changes and to discontinue models without notice or obligation. Photography may show optional equipment or props used for decoration purposes only. RVs built for sale in Canada may differ to conform to Canadian codes. JAYCO and the JAYCO BIRD IN FLIGHT are registered trademarks of Jayco, Inc. Printed in USA 40K RB 7/18 © 2018 Jayco, Inc. 274881



At Jayco, we build our RVs to handle every adventure, then back them with our industry-leading 2-year limited warranty. We, with support from our select partners, have you covered for **2 camping seasons**. That's **730 days**. You won't find a better warranty in the business, because the only strings we attach are those that deliver the ultimate in reliability. That's the Jayco difference. So go explore. For a copy of our 2-year limited warranty with complete terms and conditions, please contact your local Jayco dealer.